

Multi-Coupling Plates: MP Series Hydraulic



Applications

- Front end loaders
- Harvesting Equipment
- Construction Machinery
- Refrigeration
- Snow Removal Equipment
- Any application requiring connection under residual pressure of multiple couplings

Features

- Connect up to 300 bar residual pressure
- Auto safety lock when connected
- Single hand operation
- Compact design

Series: MULTICOUPLING PLATE

General data:

The Multicoupling Plate is a tool allowing the simultaneous couple and uncouple of a certain number of hydraulic and/or electrical lines. From a minimum of two to a maximum of ten lines can be simultaneously connected by a single, simple movement requiring very little force. The energy lines can all have the same nominal diameter or each line can be different from the others according to the application. A special multicoupling plate version provided with electrical connector can be supplied.

- Connects with residual pressure
- Mechanical connection eliminates brinneling effect
- Safe lock prevents unwanted disconnection
- Simple to use with a single movement applied by one arm only
- Ease of maintenance or replacement of quick couplings
- Cap & Parking station available



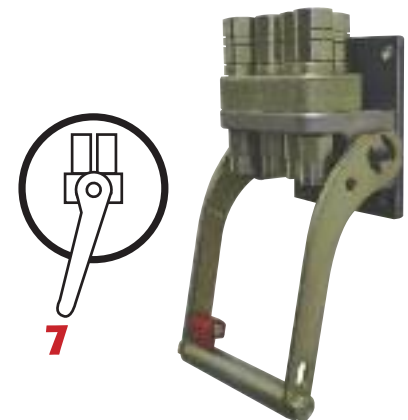


Call us at 847-956-9720, Fax at 847-956-9723, or visit us on the web www.stucchiusa.com

Technical Characteristics & Instructions for Use

The connection is done by inserting the mobile part locator pins in the fixed part holes. The position of the locking lever is put in the connection position (at 11 by the clock). Now the mobile part “falls” towards the fixed part and the pins place themselves in the connection position. Quick coupling faces are in line, but not yet coupled; they are now guided but not yet engaged.

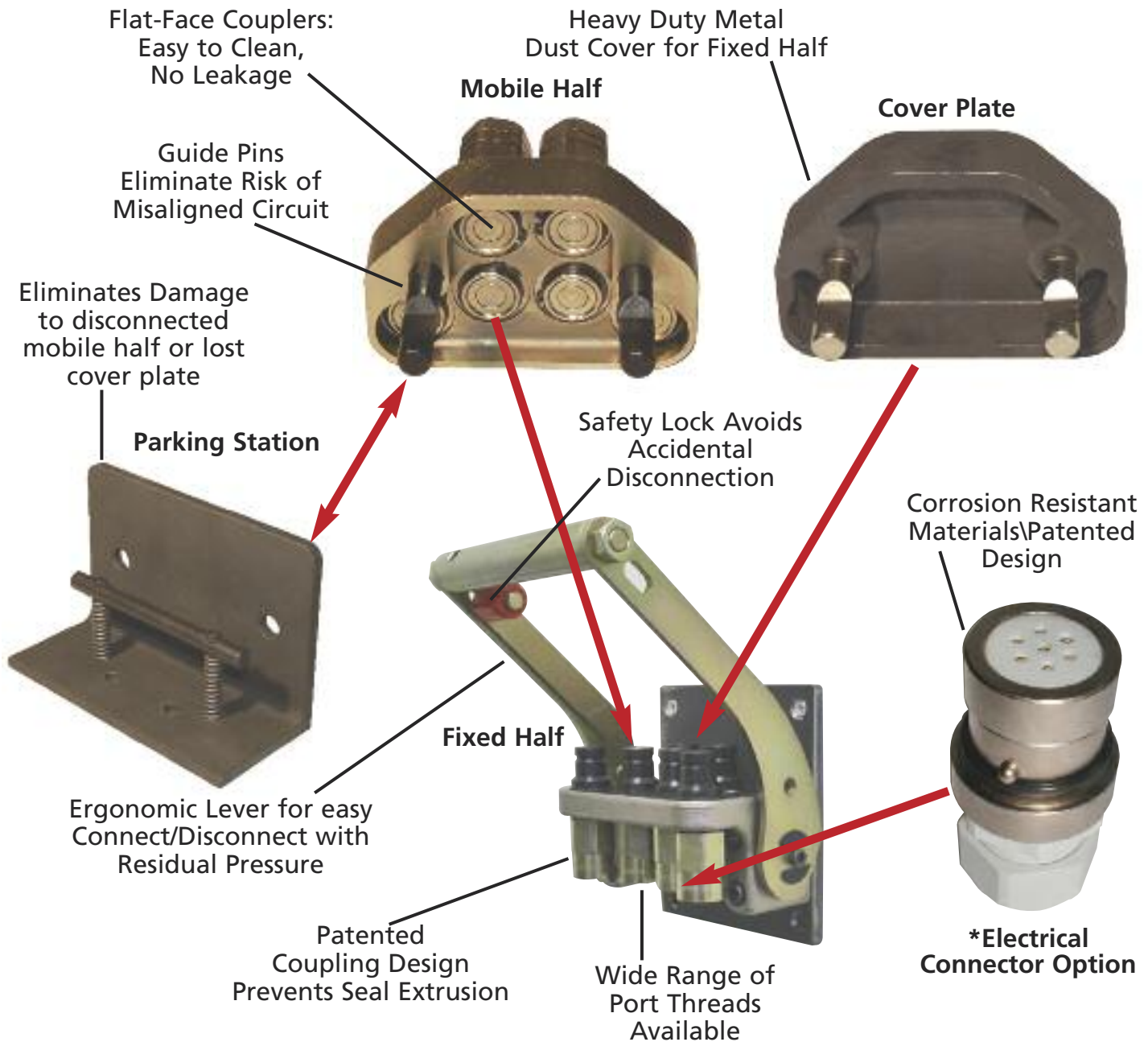
Pull Red safety lock and then easily turn the lever till 9 o’clock, with a small connection force. Valving design allows for connection under any residual pressure in the hose lines.

During the final movement of the handle between 7 & 8 o’clock some resistance is felt. A mechanical click indicates full engagement and is auto-locked at end of stroke. To uncouple push the red button and turn the locking lever upwards clockwise. The highest disconnection force is found between 8 and 9 by the clock.



Stucchi USA Inc. offers both standard stock Multicoupling Plates along with engineered solutions to your application. Please contact a Stucchi representative to find the best solution for your application.

Multi-Coupling Plates: MP Series Hydraulic



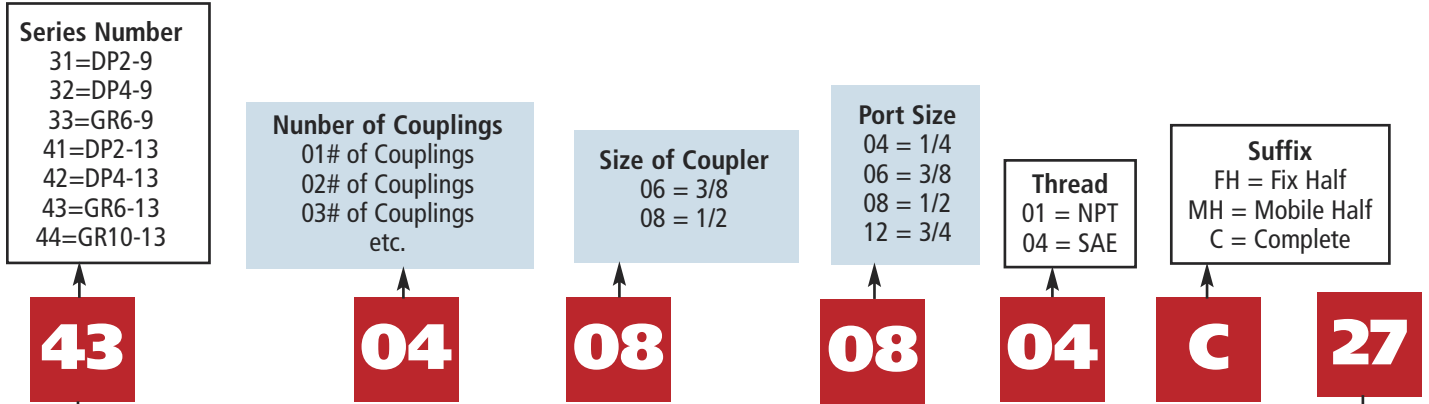
The Stucchi Solution to Connecting Multiple Couplings Simultaneously

1. Ergonomic Lever for Easy Connect/Disconnect with Residual Pressure
2. Patented Coupling Design to Connect/Disconnect Multiple Couplings with High Residual Pressure
3. Flat-Face Couplers Eliminate Environmental Issue of Leakage
4. No Risk of Misalignment with Guide Pin Design
5. Couplers Mounted with Snap Rings for Ease of Installation or Replacement
6. Fixed Half Male Couplers Interchangeable with ISO 16028 Style Flat-Face Coupling
7. Electrical Connector option for electronic control systems
8. Easily Mounted on New Equipment or Retrofit on Pre-existing System



Multi-Coupling Plates: Hydraulic Couplers-Same Size

Order Code Structure



Mult-Coupler Plates Capacity Chart

Series Order Code Prefix	Coupler body size & Code No. → Multi-Coupler Plate Series Same size Couplers	No.FAP9 (%) ↓	No. FAP13 (1/2") ↓
31	DP2-9	2	0
41	DP2-13	0	2
32	DP4-9	4	0
42	DP4-13	0	4
35	GR3-9	3	0
45	GR3-13	0	3
33	GR6-9	6	0
43	GR6-13	0	6
34	GR10-9	10	0
44	GR10-13	0	10

Suffix Option for electrical connection
Number of Electrical Connections
17 = 1 electrical connection 7 prongs
16 = 1 electrical connection 6 prongs
27 = 2 electrical connection 7 prongs

Notes:

Plate capacities listed are the maximum number of Couplers per Plate.
All Plates can be made with fewer Couplers.
Electrical Connectors can be added to many Plates using 1/4" or 1/2" Couplers.
Consult Stucchi USA for specific applications.

Common Stock Items

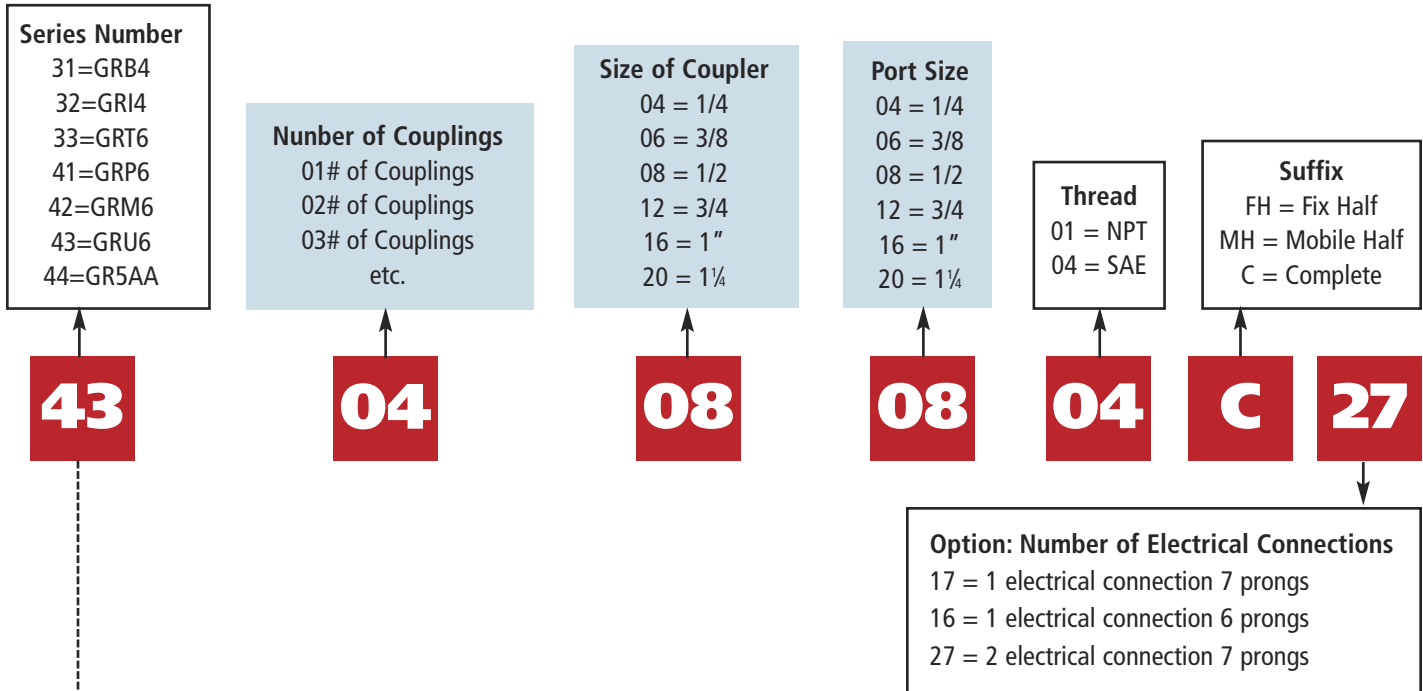
Stucchi Order	Code Description	Number of Couplers	Coupler Size	Port Size	Thread Type
3102060601C	DP2-9(2)NPT	2	3/8	3/8	NPT
3102060604C	DP2-9(2)SAE	2	3/8	3/8	SAE
3204060601C	DP4-9(4)NPT	4	3/8	3/8	NPT
3204060604C	DP4-9(4)SAE	4	3/8	3/8	SAE
3306060601C	GR6-9(6)NPT	6	3/8	3/8	NPT
3306060604C	GR6-9(6)SAE	6	3/8	3/8	SAE
4102080801C	DP2-13(2)NPT	2	1/2	1/2	NPT
4102080804FH	FH-DP2-13(2)SAE	2	1/2	1/2	SAE
4102080804MH	MH-DP2-13(2)SAE	2	1/2	1/2	SAE
4102080804C	DP2-13(2)SAE	2	1/2	1/2	SAE
4204080801C	DP4-13(4)NPT	4	1/2	1/2	NPT
4204080804C	DP4-13(4)SAE	4	1/2	1/2	SAE
4306080801C	GR6-13(6)NPT	6	1/2	1/2	NPT
4306080804C	GR6-13(6)SAE	6	1/2	1/2	SAE
4408080801FH	FH-GR10-13(8)NPT	8	1/2	1/2	NPT
4408080801MH	MH-GR10-13(8)NPT	8	1/2	1/2	NPT
4410080801C	GR10-13(10)NPT	10	1/2	1/2	NPT
4410080804C	GR10-13(10)SAE	10	1/2	1/2	SAE

The above list consists of the most popular stock items. Standard plates offer a variety of Hydraulic Coupler & Electrical Connector combinations too broad to list in this brochure. Use the Stucchi Ordering Code System to create a Coupling Plate configuration for your application or fill out & fax the custom plate form for non-standard configurations.

Pricing for plates available upon request

Multi-Coupling Plates: Multiple size couplings

Order Code Structure



Multi-Coupler Plate Capacities

Series Order Code Prefix	Coupler Code# & Coupler Size →	FAP9 3/8"	FAP 13 1/2"	FAP 15 3/4"	FAP 17 1"	FAP 21 1 1/4"
Multi-Coupler Plate Series	Multiple size Couplers	↓	↓	↓	↓	↓
31	GRB4	2	2			
41	GRP6	1	1	1	2	
32	GRI4	2		1	1	
42	GRM6	2		2	2	
35	GRC6	3	1	1	1	
45	GRD5	3			1	1
33	GRT6	4	2			
43	GRU6	2	2		1	1
34	GRZ5		2	2		1
47	GR6AB		4		2	
51	GR5AA		2		3	
45	GRI4TB	2		2		
46	GRK3	1				2
48	GR6LL		2		4	
47	GRM6AL	2		4		
54	GRM6MC	2	2	2		
45	GRI4SB	2	1	1		

The above list consists of the most popular stock items. Standard plates offer a variety of Hydraulic Coupler & Electrical Connector combinations too broad to list in this brochure. Use the Stucchi Ordering Code System to create a Coupling Plate configuration for your application or fill out & fax the custom plate form for non-standard configurations.

Notes:

Plate capacities listed are the maximum number of Couplers per Plate.
All Plates can be made with fewer Couplers.
Electrical Connectors can be added to any Plates using 3/8" or 1/2" port spaces.
Consult Stucchi USA for specific applications.



Pricing for plates available upon request

Replacement Couplers Series: FAP

Part	Body Size	Port Size	Thread Type	Order Code	Part Description
Coupler	3/8	1/2	NPT	805001050	F. FAP9PA 1/2 NPT
Nipple	3/8	1/2	NPT	805001051	M.FAP9PA 1/2 NPT
Coupler	3/8	3/8	NPT	805001052	F. FAP9PA 3/8 NPT
Nipple	3/8	3/8	NPT	805001053	M.FAP9PA 3/8 NPT
Coupler	3/8	3/8	NPT	805001074	F. FAP9PD 3/8 NPT
Nipple	3/8	3/8	NPT	805001075	M.FAP9PD 3/8 NPT
Coupler	3/8	1/2	NPT	805001076	F. FAP9PD 1/2 NPT
Nipple	3/8	1/2	NPT	805001077	M.FAP9PD 1/2 NPT
Coupler	3/8	1/2	SAE	805004020	F. FAP9PD 1/2 SAE
Nipple	3/8	1/2	SAE	805004021	M.FAP9PD 1/2 SAE
Coupler	3/8	1/2	SAE	805004012	F. FAP9PA 1/2 SAE
Nipple	3/8	1/2	SAE	805004013	M.FAP9PA 1/2 SAE
Coupler	1/2	1/2	NPT	805001056	F. FAP13P 1/2 NPT
Nipple	1/2	1/2	NPT	805001057	M. FAP13P 1/2 NPT
Coupler	1/2	3/4	NPT	805001058	F. FAP13P 3/4 NPT
Nipple	1/2	3/4	NPT	805001059	M. FAP13P 3/4 NPT
Coupler	1/2	1/2	SAE	805004004	F. FAP13P 1/2 SAE
Nipple	1/2	1/2	SAE	805004005	M. FAP13P 1/2 SAE
Coupler	1/2	3/4	SAE	805004058	F. FAP13P 3/4 SAE
Nipple	1/2	3/4	SAE	805004059	M. FAP13P 3/4 SAE
Coupler	1/2	5/8	SAE	805004005	F. FAP13P 5/8 SAE
Nipple	1/2	5/8	SAE	805004007	M.FAP13P 5/8 SAE
Coupler	3/4	3/4	NPT	805001078	F. FAP15P 3/4 NPT
Nipple	3/4	3/4	NPT	805001079	M.FAP15P 3/4 NPT
Coupler	3/4	3/4	SAE	805004078	F. FAP15P 3/4 SAE
Nipple	3/4	3/4	SAE	805004079	M. FAP15P 3/4 SAE
Coupler	1	1	NPT	805001082	F. FAP17P 1" NPT
Nipple	1	1	NPT	805001083	M. FAP17P 1" NPT
Coupler	1	1	SAE	805004082	F. FAP17P 1" SAE
Nipple	1	1	SAE	805004083	M. FAP17P 1" SAE
Coupler	1 1/4	1 1/4	NPT	805001084	F. FAP21P 114 NPT
Nipple	1 1/4	1 1/4	NPT	805001085	M.FAP21P 114 NPT
Coupler	1 1/4	1 1/4	SAE	805004084	F. FAP21P 114 SAE
Nipple	1 1/4	1 1/4	SAE	805004085	M. FAP21P 114 SAE



Coupler



Nipple

Parking Stations

Order Code	Description
815606009	PARKING STATION GR3-9
815606001	PARKING STATION GR6-9
815606003	PARKING STATION GR6-13
815606025	PARKING STATION GR10-13
815606029	PARKING STATION DP2-9
815606039	PARKING STATION DP4-9
815606037	PARKING STATION DP2-13
815606041	PARKING STATION DP4-13
815606013	PARKING STATION GR10-9

